

**BIG  
CINEMA**

*with*

**ALEX**

**KATZ**



# ONE, TWO, LOTS

The walls are alive. Alex Katz has gathered his friends and family together. They include Paul the dancer, for instance, and his dance company, artists Al and Tom, two boys from the beach who could be anybody. His wife Ada and his son Vincent are also acting as models for him.

👁 See how often you come across Ada at the exhibition.

★ Alex Katz has been painting her for over sixty years now, so she doesn't always look the same.



The people in the paintings remind you of guys you've seen in the movies.

▶ When you look at this painting, which people come to mind?

Label them with their names and come up with a saying that's typical for them.

\* You can also make up a whole story!



Alex Katz has freed up a painting from its background. Al and Tom are with you in the room and you can even see them from the back.

► What are they looking at?

👁️ Ada is hiding with Al and Tom! Take a step back and you'll find her.

Room  
0.2



# IMAGINE



... you were one of the people on the walls. Whom would you choose? Describe the figure.

... an ice cream trolley rolls in through the door. Who do you give a strawberry ice cream to?

... you clap your hands to cheer the dancers on. Who is being applauded?

... the room turns into a stage on which the dancers are moving around. What music is playing? Is it loud or soft? Fast or slow?





# ADA ADA ADA ADA Ada Ada

What happens if you call out Ada's name in this room?  
Six women think you mean them.  
All of them are wearing the same dress, a „little black one“.  
However, the ladies are different in one particular: in their posture and the way they move their arms and legs.

*The Black Dress in Room 0.3*



$$6 \cdot 2 = \square$$

► The sextuplets duplicate once more. Draw arms and legs to the dresses on the sheet.

► Which heads will you give them?

► Learn the basics of body language: which postures take up a lot of space and therefore seem self-confident?


At home ■ cut the women out from the sheet of paper and regroup them.

► What happens when individual figures are grouped closer together, overlap or are removed altogether? And what if you place them against a different background?





# WEATHERCINEMA





Room  
0.5




„There is no such thing as bad weather, there are only the wrong clothes“, a smart person once said. We all live according to this saying. A woolly hat or flip-flops reveal exactly whether it is cold outside or whether it is warm, whether it's winter or summer. But clothes are not everything: light also changes depending on the season and makes the colors seem paler or darker.



► Which colors do you associate with winter, which ones with summer?




\* Have a look around the room! Which painting says you are in the winter cinema, which one suggests it is summer time?









► Favorite togs:  
 which item of  
 clothing is your  
 summer favorite?  
 And what is your  
 winter favorite?  
 Draw them in the  
 appropriate fields.



At home 🏠  
*cut out the cap.  
 Place it on the different  
 color patches and  
 watch what happens.  
 Which film is being  
 shown here?*



► Perhaps you used  
 the Museum Brandhorst  
 cloakroom today.  
 Which item of your cloth-  
 ing can be found in the  
 locker? What color is it?  
 Is it a typical summer or  
 winter color?





# MAGIC WINTER FOREST

Rooms  
0.5  
& 0.6



You are standing in the forest, surrounded by trees. They are firmly rooted in the ground and cannot move, be it morning or evening, noon or night. But what can change is the mood.

► Find the following captions and connect them with the appropriate descriptions:

*White Sunlight 1*

*Dawn*

*3 P.M. November*

*Moonlight*

The sun is setting, it is dusk.

Today is a clear day, the sky is shining brightly.

The glistening sunlight is reflected in the water, it is as white as snow.

It is night, the moon shines through the branches of a tree.

\* *Brushstroke, change yourself! Alex Katz manages to conjure a leaf out of a simple daub. Try it yourself and make the leaves sprout on the tree.*

► Do you want a magic fairy to banish the winter? Find your favorite picture and paint the landscape as it might look in the summer.



Reflection 3  
in  
Room  
0.6



This picture looks like a folded card. Forest, house, shoreline and even each blade of grass are all reflected almost one to one in the water, which does not ripple in the slightest.



# BOUNDLESS BOUNDLESS


At home ▲ take some watercolors and a piece of paper. Paint one half of the paper in bold colors then fold your paper down the middle on top of itself. Now, if you smooth it out and unfold it, you get your own folding picture. Hold it in front of the mirror to create more pictures and continue experimenting: the possibilities are endless.







*West  
Palm  
Beach  
in  
Room  
0.6*



The American city of West Palm Beach is situated on the shore.  
However, in this picture we only see the reflection as a sea of lights.  
▶ Add buildings and everything that goes with them to the shoreline!





# Family Celebration

Room  
0.7



In this room you will find many little brothers and sisters of the paintings you have already seen in the exhibition. So you see how Alex Katz works: first he starts with a small format, a drawing on paper or an oil painting on small wooden boards, and plays with it a bit. If he likes the result, he transfers the picture onto a big canvas.

► Look around you: which paintings do you recognise? Search for them and write down their titles!

\* *A pet has hidden among the brothers and sisters, give it a name!*

◀ *How does the picture affect you in its small or large format? What has changed?*



# SUMMER

Summer, sun, blue sea - no wonder that Ada's whole face is glowing. And her laugh is big, huge, larger than life. Just like her sunglasses with the huge lenses.

Sunshine  
in Room  
0.8

► Today you are going to the beach to meet Ada: what's reflected in her sunglasses? Draw your picture in the lenses.

👁 *Water, sunglasses and many other surfaces reflect things. Now if you go to the ice cream parlor or go home, pay attention to the places where there are reflections. Record your findings in this book.*



# SNAP

# SHOT

► Alex Katz plays with cropping images. What does he leave out and what does he achieve by doing this?

At home 🏠 *Play with the images.  
Cut out the white viewing window*

*and place it on your subject. What happens if you move it around and change the section you are looking at? Find an exciting angle and draw your snapshot.*



*Do it like Alex Katz: just  
make something up and  
make your picture*

**FILM-READY!**





# A LOT MORE ART...

## WORKSHOPS

### Drawing in the Museum

*With the artist  
Stephan Janitzky*

Sat 12.1.2019 | 10.30 am – 1.00 pm  
Thu 31.1.2019 | 5.00 pm – 7.30 pm  
Sat 23.2.2019 | 10.30 am – 1.00 pm  
Thu 14.3.2019 | 5.00 pm – 7.30 pm  
Sat 6.4.2019 | 10.30 am – 1.00 pm  
Sat 20.4.2019 | 10.30 am – 1.00 pm

Alex Katz is famous for his large-format portraits and landscapes. He questions and scrutinises what he has actually seen in a series of preliminary studies. In the workshop, we will engage consciously with the question of our own perception when drawing. Nevertheless, making the perfect drawing is not the goal. Instead, the emergence of the drawing should be given a bit of a helping hand by looking here and there in the exhibition and actually directly at the works. A guide to active discovery – in a small format.

*For all visitors from 12 to 99  
Admission price: free to under-18s |  
adults € 15  
Materials are provided*

### Even Bigger Cinema

*With the filmmakers  
Felizitas Hoffmann and  
Jovana Reisinger*

Each on two days:

Thu 24.1.2019 | 5.30 pm – 9.30 pm  
and Sat 26.1 | 10 am – 4.30 pm  
Thu 14.2.2019 | 5.30 pm – 9.30 pm  
and Sat 16.2 | 10 am – 4.30 pm  
Thu 14.3.2019 | 5.30 pm – 9.30 pm  
and Sat 16.3 | 10 am – 4.30 pm  
Thu 11.4.2019 | 5.30 pm – 9.30 pm  
and Sat 13.4 | 10 am – 4.30 pm

Alex Katz's paintings often look like film stills. We let the stories run on in our minds. On the basis of a selection of works from the exhibition, a screenplay will be developed in the workshop. The basic scenes as well as the cinematography will be captured on smartphones and a short film will be produced by the group.

*For all visitors from 12 to 99  
Admission price: for children and  
young persons € 20 | adults € 45  
Equipment: personal smartphone,  
a limited number of Camcorders  
are available.*

*\* There are limited places available for the workshops. You can register by email here: [programm@pinakothek.de](mailto:programm@pinakothek.de) or by telephone: Tel. 0049 (0)89 (0)23805-198.*



# Guided Tours

Meeting place: information desk in the foyer | free admission  
Space on the tours is limited. | Coupons for places on the tours can  
be obtained from the information desk half an hour before the  
given tour is due to commence.

# First Hand

**with Jacob Proctor, exhibition curator**

Tue 11.12. | 12.2. | 9.4. →All at 3 pm respectively, in English

# Themed Tours

Sat 8.12. | 22.12. | 12.1. | 26.1. | 9.2. | 9.3. | 13.4. →All at 4 pm respectively

Tue 29.1. | 19.2. →All at 3 pm respectively

Alex Katz – People. Performance. Landscape

Thurs 7.2. | 21.2. | 7.3. | 21.3. | 4.4. | 18.4. →All at 6.30 pm respectively

# Exhibition Tours

Sat 15.12. | 29.12. | 5.1. | 19.1. | 2.2. | 16.2. | 23.2. | 16.3. | 23.3. | 30.3. | 6.4. |  
20.4. →All at 4 pm respectively

Tue 18.12. | 1.1. | 22.1. | 5.2. | 26.2. | 5.3. | 12.3. | 19.3. | 2.4. | 16.4.  
→All at 3 pm respectively



#LITTLEKATZ

The activity book has been published on the occasion of the exhibition „Alex Katz“ (6 December 2018 – 22 April 2019)

Published by:  
Museum Brandhorst, Bayerische  
Staatsgemäldesammlungen,  
Munich  
Concept and text: Anne Funck  
Translation: Timothy Connell  
Design and illustrations:  
Carla Nagel  
Edited by: Yvonne Bruderrek  
and Kirsten Storz

THANKS!!!

► Did your visit inspire you to paint a great picture? Using the hashtag #LittleKatz, you or your parents can post it on Instagram before 14 April 2019 and take part in our competition. The prizes include a set of LYRA colored pencils as well as four exhibition posters. For terms and conditions, please go to: [museum-brandhorst.de/de/ausstellungen/alex-katz](http://museum-brandhorst.de/de/ausstellungen/alex-katz).

COLOPHON

We would like to thank LYRA for its generous support in providing the widest range of colored pencils and the shapes through which these booklets can be filled with life and creativity.

In addition, our immense gratitude is due to the Udo and Anette Brandhorst Foundation, which has made this project possible in the first place and has also addressed the needs of children and young people in the museum time and time again.

