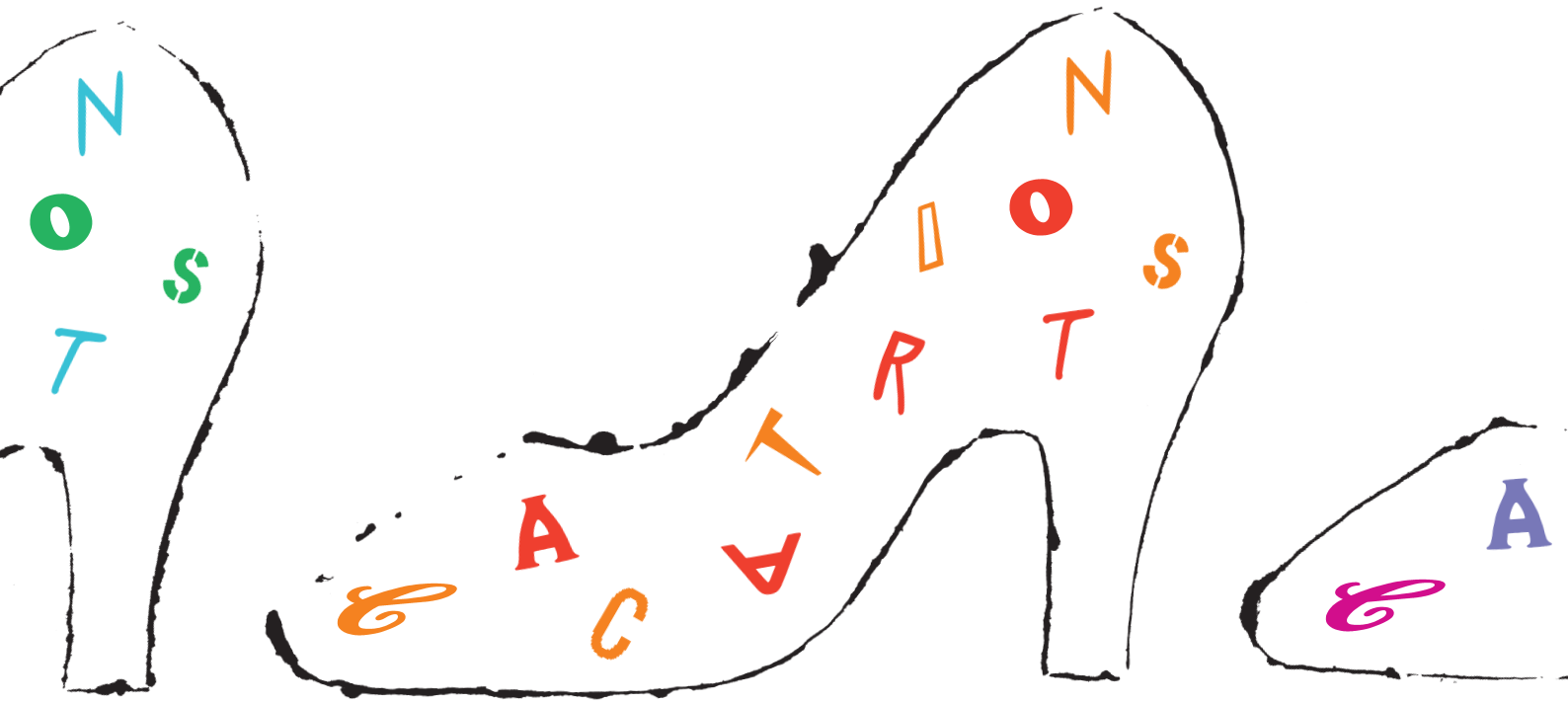
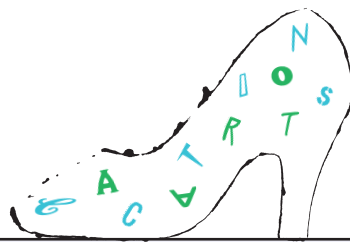
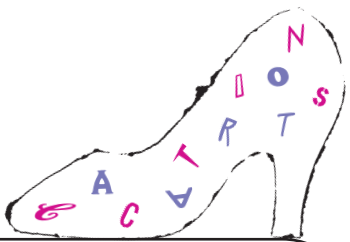




Andy Warhol, À la recherche du shoe perdu, 1955



“to shoe or not to shoe”
blotted line – a technique of serial working



☞ I like things to be exactly the same over and over again. (1)

🖨️ Graphics, design, printing technique, monotype, drawing

▷ Search in magazines or brochures for an object from an advertisement, e.g. a shoe. Trace it onto transparent paper with a pencil. Fix the paper along one edge with adhesive tape. Draw along the lines bit by bit with a quill and ink and print it on white paper.

▷ Once your object has been transferred completely to the white paper, you can enhance it with colors and patterns.

▷ You can also share around your motif to be colored in by others, thus holding a “coloring party” just like Warhol.


▷ To conclude, you need a fitting title or slogan: To whom is your object aimed?

Using this technique, you can design the same shoe several times with slight differences.

THINK

What advantages did this technique have for Andy Warhol as a graphic designer? What is so attractive about serial production? Why did he also love the “imperfections”, the ink blots and smudges?

DISCUSS



Ink, quill, pencil, transparent paper, (white) paper, pens, adhesive tape, magazines

